


900kg Ramps @ 3.0m long

Sku: L75 300

Are you loading onto a high truck? Or do you require longer ramps to keep the gradient down? At 3.0m long and rated for 900kgs, these ramps can be used to load light equipment or vehicles. All Hyway Ramps are made from high tensile aluminium, produced right here in New Zealand!



Specifications

Length: 3000mm. Suitable for deck heights between 1000mm - 1080mm

Capacity: 900kg (axle load across the pair)

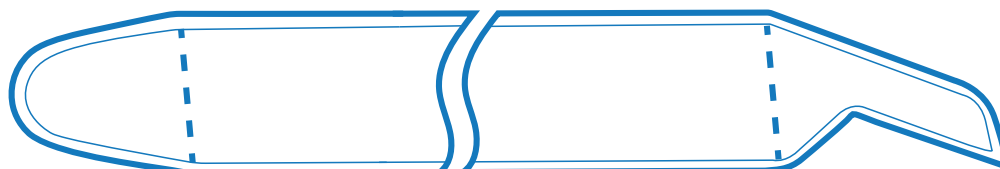
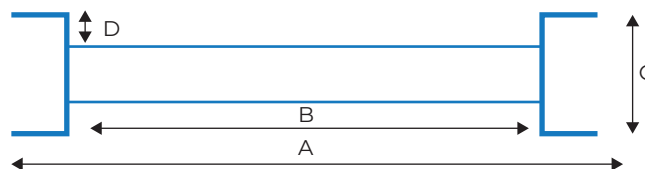
Weight: 19kg each

A: 370mm

B: 300mm

C: 75mm

D: 20mm




The details

All Hyway Ramps have specially developed components to achieve a balance of strength, weight and cost.



Headplate: The L75 300 ramps have a 90mm headplate which sits on the back of your truck deck. The headplate is positioned for a 20° loading gradient.

We recommend using the two steel pins supplied to secure the ramps to your deck through the headplate.



Capacity: These ramps are rated for a 900kg axle load rating across the pair. The rated capacity must exceed the heaviest axle or concentration of load.

An excavator or tracked machine distributes its weight along the length of its tracks. However, a wheeled machine may have an uneven weight distribution between axles.



Rungs: High tensile aluminium extrusions. 300mm wide, set down 20mm into the side beams. They are serrated on the top surface, designed for superior traction.

Important tip: Don't let your tracks or tyres touch the side beams when loading/unloading your machinery. If your tyres or tracks are wide, let us know and we'll build you a ramp to suit your requirement.

We also specialise in custom builds. If there's any specification that doesn't quite suit, talk to us and we'll help you out.

Designed and Manufactured here in New Zealand