



## 1200kg Ramps @ 1.5m long

Sku: L70 150

Loading gear onto your trailer will be easy and safe with these Hyway Ramps. Weighing only 7kg each, they are simple to set up and use. At 1.5m long and rated for 1200kgs, these ramps are ideal for loading light equipment or vehicles. All Hyway Ramps are made from high tensile aluminium, produced right here in New Zealand!



### Specifications

Length: 1500mm. Suitable for deck heights between 480mm - 550mm

Capacity: 1200kg (axle load across the pair)

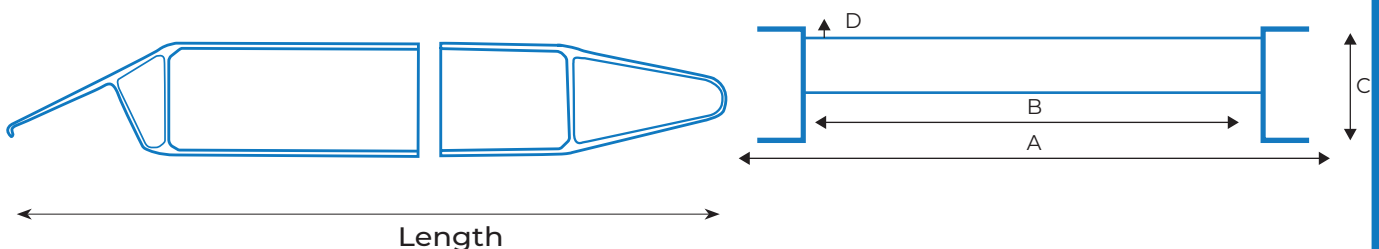
Weight: 7kg each

A: 360mm

B: 300mm

C: 70mm

D: 6mm




It's Easy... 0800 777 267 | [info@hyway.co.nz](mailto:info@hyway.co.nz) | [www.hyway.co.nz](http://www.hyway.co.nz)

## The details

All Hyway Ramps have specially developed components to achieve a balance of strength, weight and cost.




**Headplate:** The L70 150 ramps have a 60mm headplate which sits on the back of your truck deck. The headplate is positioned for a 23° loading gradient.



**Capacity:** These ramps are rated for a 1500kg axle load rating across the pair. The rated capacity must exceed the heaviest axle or concentration of load.

An excavator or tracked machine distributes it's weight along the length of it's tracks. However, a wheeled machine may have an uneven weight distribution between axles.



**Rungs:** High tensile aluminium extrusions. 300mm wide, set down 6mm into the side beams. They are serrated on the top surface, designed for superior traction.

These ramps can be modified to for loading commercial mowers. Hyway can build these ramps with an arch to eliminate scraping of the mowing deck when loading/unloading.

Designed and Manufactured here in New Zealand