

# 125 SERIES

3T RAMPS AT 3.3M LONG

## SPECIFICATIONS

**CAPACITY:** 3000kg per pair

**LENGTH:** 3300mm

**WIDTH:** 490mm overall

**WEIGHT:** 32kg each


**HEIGHT SUITABILITY:** 900mm - 1200mm

**SKU:** 125/330

## OVERVIEW

Our 3000kg rated ramps are the smallest model in our Heavy Industrial range. At 3300mm long, these ramps are perfect for loading small excavators, skidsteer machines, and other machinery onto your truck.

All Hyway ramps are made from high tensile aluminium, produced right here in New Zealand.




# THE FEATURES




## CAPACITY

These ramps are rated for 3000kg **axle load** rating across the pair. The rated capacity must exceed the heaviest axle of the machine you are loading.




## HEADPLATE

All our Heavy Industrial ramps have a unique headplate design. Our "cut out" design gives you the ability to use the full width of the deck to load and unload your machinery.



## RUNGS

Each rung is made out of high tensile aluminium extrusions produced right here in New Zealand. These 3000kg ramps have rungs 400mm wide, which are set down 40mm into the side beams. They have two ribs on the top surface, designed for superior traction.



## SECURING PINS

We recommend using the steel pins supplied, to secure the ramps to your deck through the headplate. This will prevent the ramps from creeping during loading and unloading.