

ATV RAMPS

500KG RAMPS AT 2.1M LONG

SPECIFICATIONS

CAPACITY: 500kg per pair

LENGTH: 2100mm

WIDTH: 290mm overall

WEIGHT: 7kg each


HEIGHT SUITABILITY: 550mm - 650mm

SKU: ATVR21

Folding version available for easier stowing and storage purposes.

Folded length: 1410mm

SKU: ATVFR21




OVERVIEW

Our ATV ramps offer you the perfect balance of strength, safety and weight. This is achieved by using specially designed high tensile extrusions which result in ramps you can trust.

Overall, a very useful and versatile investment. And whats more... they're NZ made.




THE FEATURES




CAPACITY

These ramps are rated for 500kg **axle load** rating across the pair. The rated capacity must exceed the heaviest axle of the machine you are loading.



HEADPLATE

The 500kg ramps have a unique headplate, measuring 60mm which sits on the back of your truck deck. The headplate is positioned for a 23° loading gradient.



RUNGS

Each rung is made out of high tensile aluminium extrusions produced right here in New Zealand. These 500kg ramps have rungs 250mm wide, which are virtually set down 2mm into the side beams. They have a serrated top surface, designed for superior traction.