

100 SERIES

1.9T RAMPS AT 2.7M LONG

SPECIFICATIONS

CAPACITY: 1900kg per pair

LENGTH: 2700mm

WIDTH: 380mm overall

WEIGHT: 20kg each


HEIGHT SUITABILITY: 700 - 980mm

SKU: L100 270

OVERVIEW

Our 1900kg rated ramps at 2.7m long, are ideal if you're loading up to a small truck. Perfect for loading light equipment or vehicles.

All Hyway ramps are made from high tensile aluminium, produced right here in New Zealand.




THE FEATURES

100 SERIES
1900KG
RATED CAPACITY PER PAIR


CAPACITY

These ramps are rated for 1900kg **axle load** rating across the pair. The rated capacity must exceed the heaviest axle of the machine you are loading.




HEADPLATE

The 1900kg ramps have a unique headplate, measuring 90mm which sits on the back of your truck deck. The headplate is positioned for a 20° loading gradient.



RUNGS

Each rung is made out of high tensile aluminium extrusions produced right here in New Zealand. These 1900kg ramps have rungs 300mm wide, which are set down 30mm into the side beams. They have a serrated top surface, designed for superior traction.



SECURING PINS

We recommend using the steel pins supplied, to secure the ramps to your deck through the headplate. This will prevent the ramps from creeping during loading and unloading.