

70 SERIES

1200KG RAMPS AT 1.5M LONG

SPECIFICATIONS

CAPACITY: 1200kg per pair

LENGTH: 1500mm

WIDTH: 360mm overall

WEIGHT: 7kg each


HEIGHT SUITABILITY: 380mm - 530mm

SKU: L70 150

OVERVIEW

Our 1200kg rated ramps at 1.5m long, are perfect for loading light equipment or vehicles. Only weighing 7kgs each, they're easy to use and the safe solution for loading and unloading your machinery.

All Hyway ramps are made from high tensile aluminium, produced right here in New Zealand.




THE FEATURES




CAPACITY

These ramps are rated for 1200kg **axle load** rating across the pair. The rated capacity must exceed the heaviest axle of the machine you are loading.



HEADPLATE

The 1200kg ramps have a unique headplate, measuring 60mm which sits on the back of your truck deck. The headplate is positioned for a 23° loading gradient.



RUNGS

Each rung is made out of high tensile aluminium extrusions produced right here in New Zealand. These 1200kg ramps have rungs 300mm wide, which are set down 6mm into the side beams. They have a serrated top surface, designed for superior traction.

