

# 70 SERIES

950KG RAMPS AT 2.1M LONG

## SPECIFICATIONS

**CAPACITY:** 950kg per pair

**LENGTH:** 2100mm

**WIDTH:** 360mm overall

**WEIGHT:** 10kg each


**HEIGHT SUITABILITY:** 550mm - 750mm

**SKU:** L70 210

## OVERVIEW

Our 950kg rated ramps at 2.1m long, are perfect for loading light equipment or vehicles. Only weighing 10kgs each, they're easy to use and the safe solution for loading and unloading your machinery.

All Hyway ramps are made from high tensile aluminium, produced right here in New Zealand.




# THE FEATURES




## CAPACITY

These ramps are rated for 950kg **axle load** rating across the pair. The rated capacity must exceed the heaviest axle of the machine you are loading.



## HEADPLATE

The 950kg ramps have a unique headplate, measuring 60mm which sits on the back of your truck deck. The headplate is positioned for a 23° loading gradient.



## RUNGS

Each rung is made out of high tensile aluminium extrusions produced right here in New Zealand. These 950kg ramps have rungs 300mm wide, which are set down 6mm into the side beams. They have a serrated top surface, designed for superior traction.