

70 SERIES

850KG RAMPS AT 2.4M LONG

SPECIFICATIONS

CAPACITY: 850kg per pair

LENGTH: 2400mm

WIDTH: 360mm overall

WEIGHT: 11kg each

HEIGHT SUITABILITY: 630mm - 860mm


SKU: L70 240

OVERVIEW

Our 850kg rated ramps at 2.4m long, are ideal if you're loading up to a high trailer or small trucks. Perfect for loading light equipment or vehicles.

All Hyway ramps are made from high tensile aluminium, produced right here in New Zealand.

* Folding option available.




THE FEATURES




CAPACITY

These ramps are rated for 850kg **axle load** rating across the pair. The rated capacity must exceed the heaviest axle of the machine you are loading.



HEADPLATE

The 850kg ramps have a unique headplate, measuring 90mm which sits on the back of your truck deck. The headplate is positioned for a 20° loading gradient.



RUNGS

Each rung is made out of high tensile aluminium extrusions produced right here in New Zealand. These 850kg ramps have rungs 300mm wide, which are set down 5mm into the side beams. They have a serrated top surface, designed for superior traction.

