

75 SERIES

1700KG RAMPS AT 1.8M LONG

SPECIFICATIONS

CAPACITY: 1700kg per pair

LENGTH: 1800mm

WIDTH: 370mm overall

WEIGHT: 12kg each


HEIGHT SUITABILITY: 470mm - 640mm

SKU: L75 180

OVERVIEW

Our 1700kg rated ramps at 1.8m long, are short, but tough. Ideal for loading small excavators, commercial equipment and other small machinery. Loading your machinery onto your trailer will never be easier!

All Hyway ramps are made from high tensile aluminium, produced right here in New Zealand.



THE FEATURES


75 SERIES

1700KG

RATED CAPACITY PER PAIR


CAPACITY

These ramps are rated for 1700kg **axle load** rating across the pair. The rated capacity must exceed the heaviest axle of the machine you are loading.



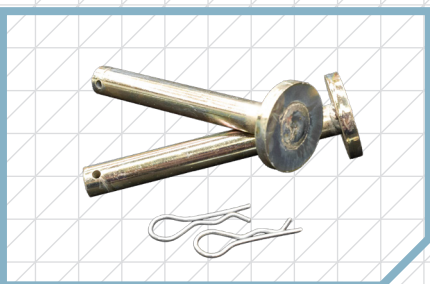
HEADPLATE

The 1700kg ramps have a unique headplate, measuring 90mm which sits on the back of your truck deck. The headplate is positioned for a 20° loading gradient.



RUNGS

Each rung is made out of high tensile aluminium extrusions produced right here in New Zealand. These 1700kg ramps have rungs 300mm wide, which are set down 20mm into the side beams. They have a serrated top surface, designed for superior traction.



SECURING PINS

We recommend using the steel pins supplied, to secure the ramps to your deck through the headplate. This will prevent the ramps from creeping during loading and unloading.

