

75 SERIES

1000KG RAMPS AT 2.7M LONG

SPECIFICATIONS

CAPACITY: 1000kg per pair

LENGTH: 2700mm

WIDTH: 370mm overall

WEIGHT: 17kg each

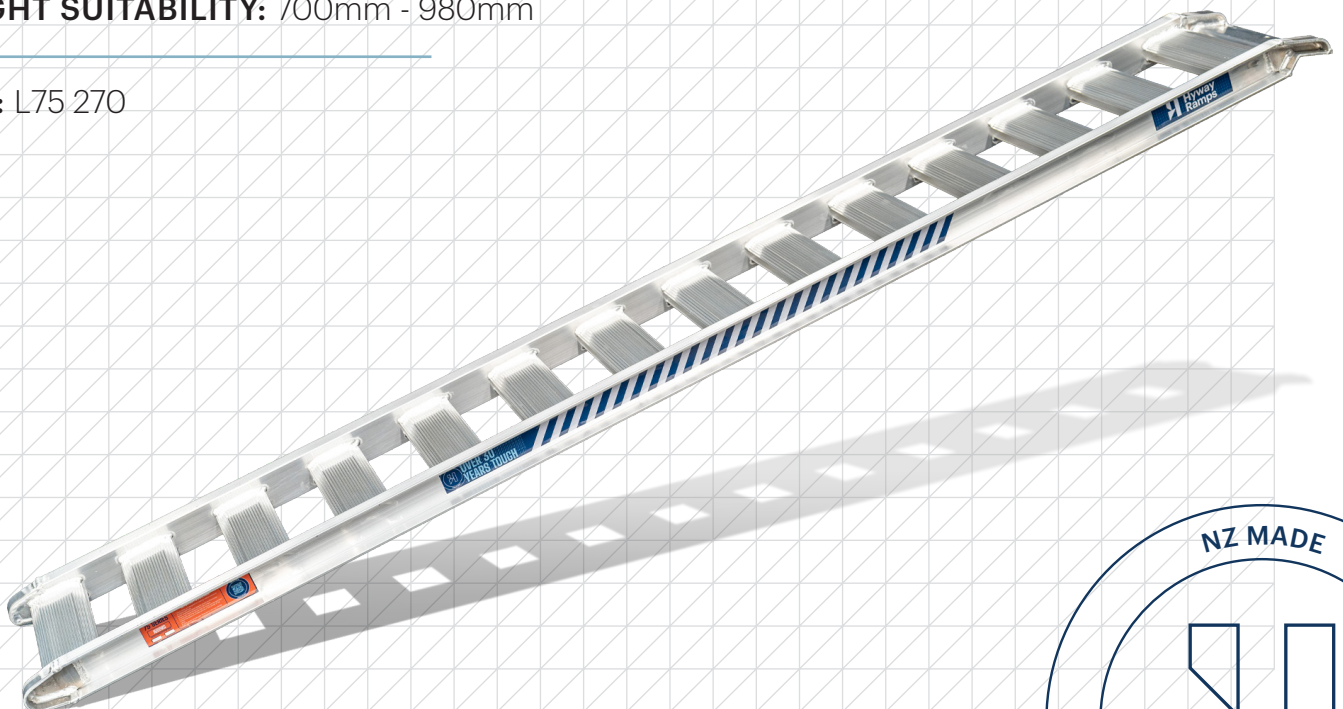
HEIGHT SUITABILITY: 700mm - 980mm

SKU: L75 270

OVERVIEW

Our 1000kg rated ramps at 2.7m long, are ideal if you're loading up to high trailers and small trucks. Perfect for loading light equipment or vehicles.

All Hyway ramps are made from high tensile aluminium, produced right here in New Zealand.




THE FEATURES

75 SERIES
1000KG
RATED CAPACITY PER PAIR


CAPACITY

These ramps are rated for 1000kg **axle load** rating across the pair. The rated capacity must exceed the heaviest axle of the machine you are loading.




HEADPLATE

The 1000kg ramps have a unique headplate, measuring 90mm which sits on the back of your truck deck. The headplate is positioned for a 20° loading gradient.



RUNGS

Each rung is made out of high tensile aluminium extrusions produced right here in New Zealand. These 1000kg ramps have rungs 300mm wide, which are set down 20mm into the side beams. They have a serrated top surface, designed for superior traction.



SECURING PINS

We recommend using the steel pins supplied, to secure the ramps to your deck through the headplate. This will prevent the ramps from creeping during loading and unloading.