

# RIDE ON RAMPS

400KG RAMPS AT 2.1M LONG

## SPECIFICATIONS

**CAPACITY:** 400kg per pair

**LENGTH:** 2100mm

**WIDTH:** 275mm overall

**WEIGHT:** 6kg each

**HEIGHT SUITABILITY:** 550mm - 750mm

**SKU:** ROR21

Folding version available for easier stowing and storage purposes.

Folded length: 1410mm


**SKU: ROFR21**



## OVERVIEW

Our Ride-On ramps make it easier for you to load and unload your mower from your trailer. They offer you the perfect balance of strength, safety and weight. This is achieved by using specially designed high tensile extrusions which results in ramps you can trust.

Overall, a very useful and versatile investment. And whats more... they're NZ made.



# THE FEATURES


**RIDE-ON RAMPS**

**400KG**

RATED CAPACITY PER PAIR


## CAPACITY

These ramps are rated for 400kg **axle load** rating across the pair. The rated capacity must exceed the heaviest axle of the machine you are loading.



## HEADPLATE

The 400kg ramps have a unique headplate, measuring 60mm which sits on the back of your truck deck. The headplate is positioned for a 23° loading gradient.



## RUNGS

Each rung is made out of high tensile aluminium extrusions produced right here in New Zealand. These 400kg ramps have rungs 250mm wide. They have a serrated top surface, designed for superior traction.

