

125 SERIES

3T RAMPS AT 3.3M LONG

SPECIFICATIONS

CAPACITY: 3000kg per pair

LENGTH: 3300mm

RUNG WIDTH: 350mm

RAMP WIDTH: 440mm overall

WEIGHT: 31kg each


DECK HEIGHT RANGE: 900mm - 1200mm

SKU: 125/330

OVERVIEW

Our 3000kg rated ramps are the most compact model in the Heavy Industrial Range.

Built for strength, safety, and ease of use, these Ramps are ideal for loading small excavators, skid steers, and other light machinery.




THE FEATURES




CAPACITY

These ramps are rated for 3000kg **axle load** rating across the pair. The rated capacity shown on the sticker **must** exceed the heaviest axle of the machine you are loading.



HEADPLATE

Our Unique Headplate Cutout design has now been incorporated across the entire Heavy Industrial Range. In some cases, you might be loading a machine with tracks or tyres that are nearly as wide as your deck. Hyway has thought of that, and this innovation allows our Ramps to extend across the full width of your deck or trailer.



RUNGS

These ramps have 350mm wide rungs which are set down 40mm into the side beams. Our rungs have two ribs on the top surface that provide extra wear and superior traction.



ANGLE IQ

Know your angle with Hyway's Angle IQ. Ramps in our Heavy Industrial Range are fitted with a built-in inclinometer. This gives you a quick and clear reading of your loading angle. Stay between 15° and 23°, and you'll be operating within the safe zone preventing your machine from tipping, slipping, or sustaining any underbody damage.